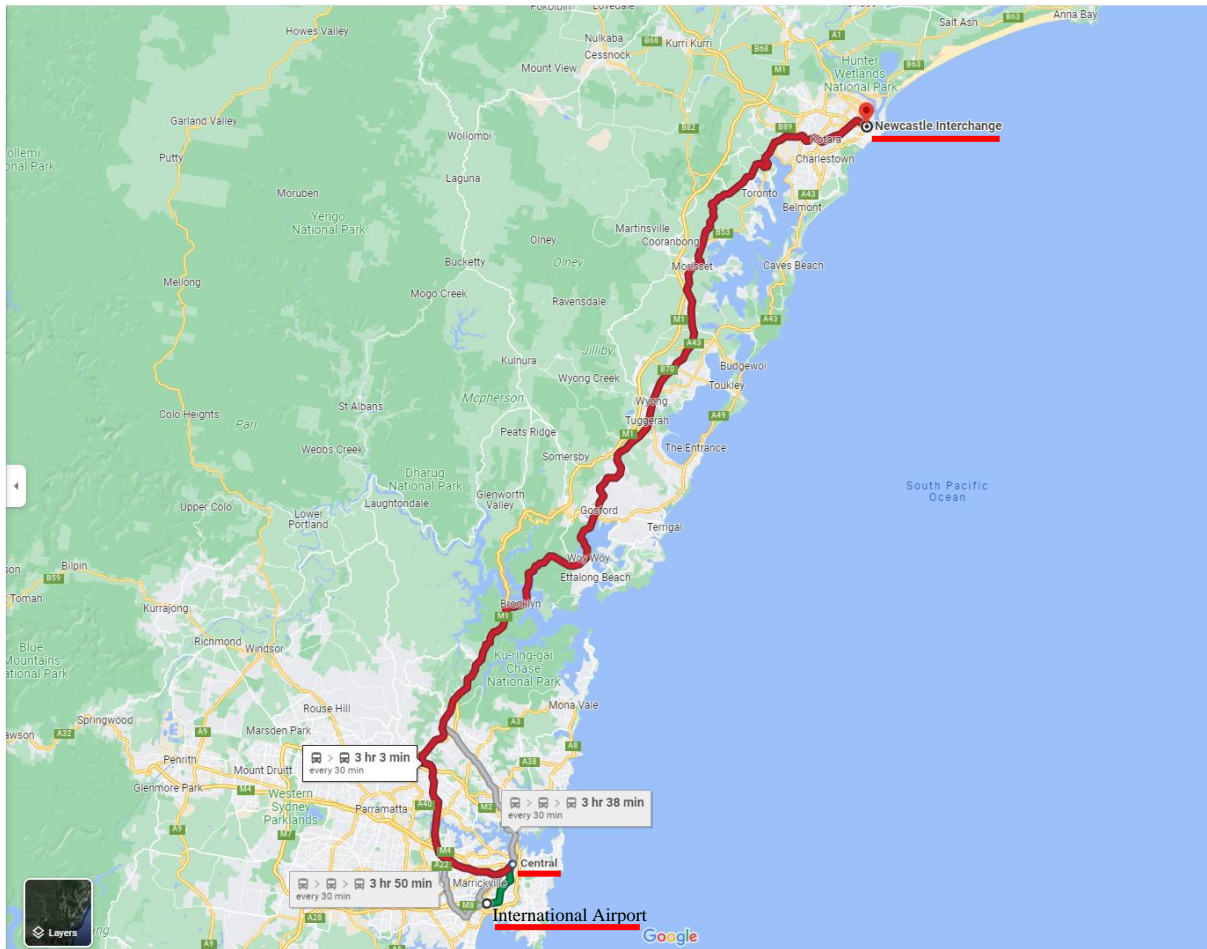


Organize your public transport from Sydney Airport to Newcastle Interchange (Newcastle CBD)

First, International Airport station to Central station. (15 mins)

Then, transfer to Newcastle line. Central station to Newcastle Interchange station. (2.5 hours)




The train station is located directly under the airport terminals.

1) Collecting luggage in the left-hand area in the first picture. After collecting luggage, go down by elevator.



2) Go straight and turn right.



3) Arrive at the gate.



Three ways to get tickets.

- Buy a ticket from the machine;




- Tap directly at the gate with Visa, Amex or Mastercard;



- Buy an Opal card at the ticket office.



- 4) Enter the gate, go straight and turn left, and go down by elevator to platform 1.





5) Trains are scheduled approximately every seven minutes.



6) Travel to Central station in around ten minutes.



7) Transfer to Newcastle line. Ask a staff or use Google Maps to find the platform number.

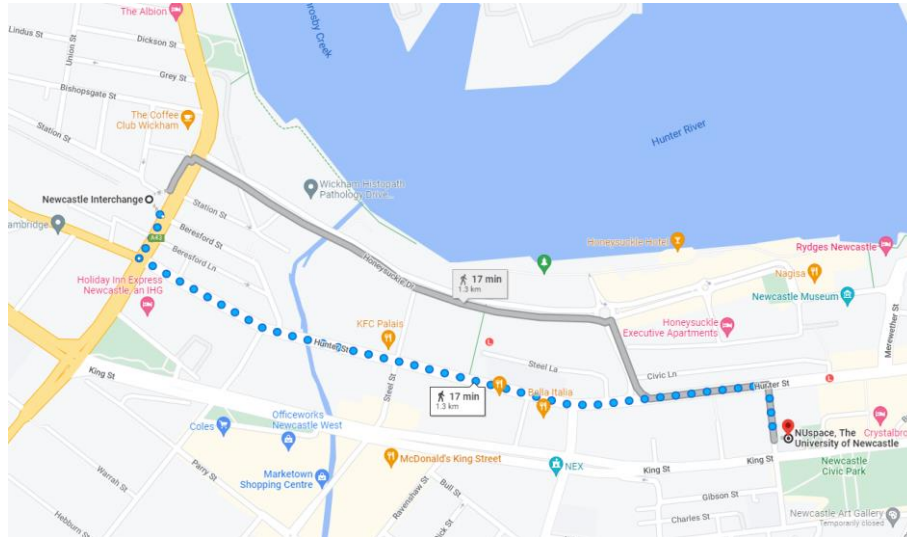


8) Travel to Newcastle Interchange station in around two and half hours. Remember to tap off if you use Visa or Opal Card.

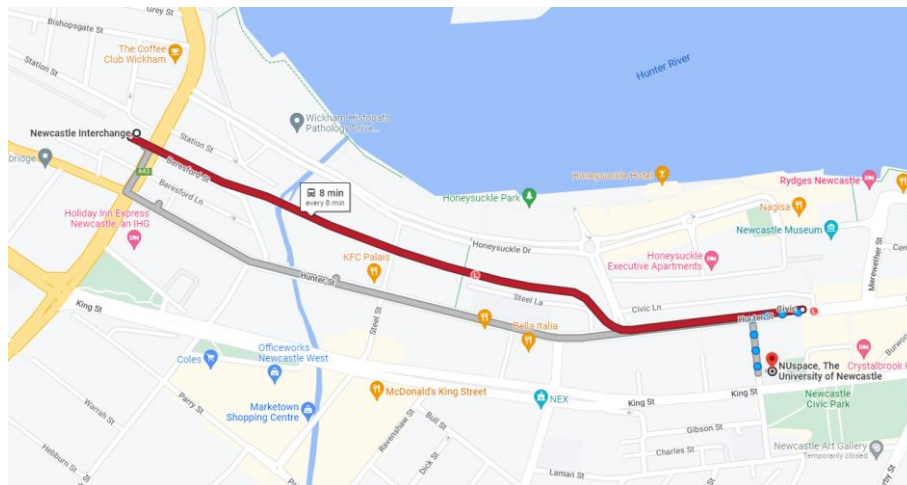


Newcastle Interchange to NUspace building

1) Fifteen minutes walking distance between the Newcastle Interchange station and conference venue NUspace building.



2) Take the light rail to conference venue NUspace building. (Newcastle Interchange station to Civic station, five minutes)





3) Take a taxi (five minutes) to the conference venue NUspace building.

